

Instructions on establishing and/or changing your CERIS CAS password

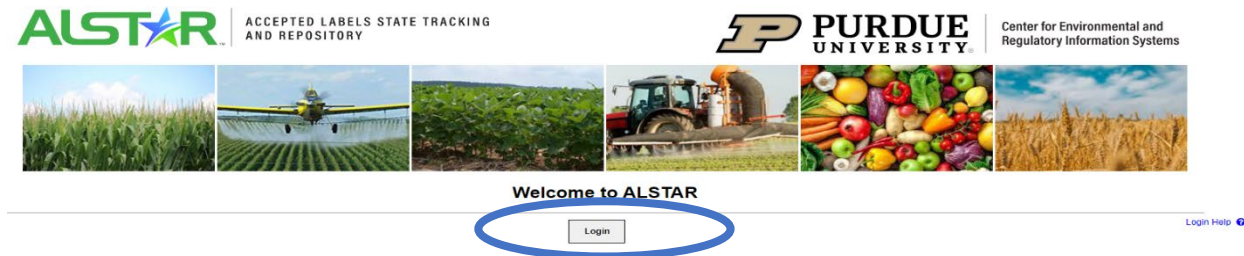
PLEASE NOTE

If you already have a CERIS CAS user account
you will NOT need a separate login for each system

1. Go to the CERIS system you are wanting to log into and establish your login credentials


ALSTAR- <https://alstar.ceris.purdue.edu/AlstarHome.php>

Select "Login"

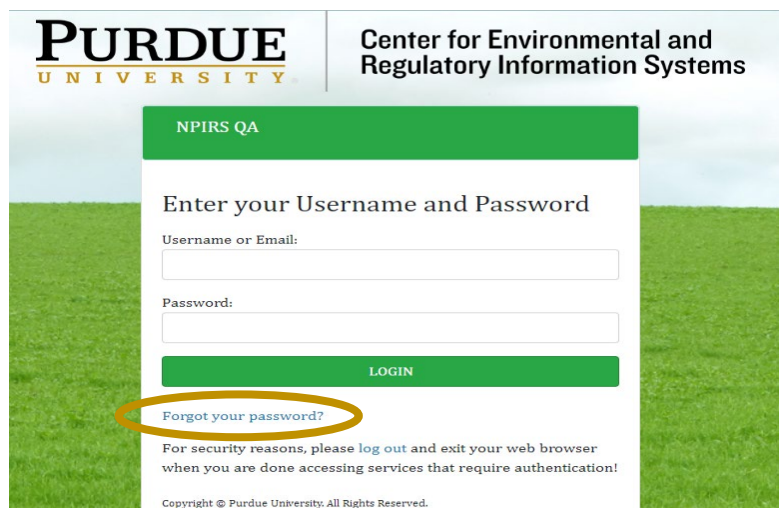


NPIRS- <https://www.npirs.org>

Select "Login"



2. Select "Forgot your password"



3. Enter email associated with the user account and select "Send Recovery Code"

PURDUE
UNIVERSITY

Center for Environmental and
Regulatory Information Systems

Request New Password

Please enter the information below and a temporary password will be sent to you. (You will use your email address even if you selected a different recovery method)

Email Address:

[Send Recovery Code](#)

Copyright © Purdue University. All Rights Reserved.

You should then get the following screen:

PURDUE
UNIVERSITY

Center for Environmental and
Regulatory Information Systems

Request New Password

A temporary password has been sent to your selected recovery method

The temporary password is valid for 30 minutes.

Please login to the site using your temporary password to change your password.

[Login Here](#)

Copyright © Purdue University. All Rights Reserved.

4. Check your email for the recovery code
 - Click on the TOP link provided in the email

CERIS Password Recovery



noreply@purdue.edu
To

Reply Reply All Forward ...

You have requested a temporary code in order to recover your CERIS credentials.

To recover your password, please use this code as your password to login here: <https://auth.ceris.purdue.edu>

To disable multi-factor authentication, use the code and your password here: https://auth.ceris.purdue.edu/mfa_disable.php

Your temporary code is: 4196234015.

This code is valid for 30 minutes.

5. Once the link has been selected the following screen should appear:
 - Enter email associated with the user account
 - Enter the temporary code provided in the email in the password space
 - PLEASE NOTE- The code is only valid for 30 minutes.
 - Select Login

PURDUE UNIVERSITY | Center for Environmental and Regulatory Information Systems

Manage Profile

Enter your Username and Password

Username or Email:
email@email.com

Password:

LOGIN

[Forgot your password?](#)

For security reasons, please [log out](#) and exit your web browser when you are done accessing services that require authentication!

Copyright © Purdue University. All Rights Reserved.

6. Identify your user account password
 - In the spaces provided enter your selected password
 - Select Change Password

PURDUE
UNIVERSITY

Center for Environmental and
Regulatory Information Systems

Change Password

New Password

Confirm New Password

Change Password

Copyright © Purdue University. All Rights Reserved.

7. Once the following screen appears your password for the CAS system has been set
 - Select the Logout link
 - Return to the initial CERIS system you are logging into and use your Login Credentials to gain access to the respective system(s).

PURDUE
UNIVERSITY

Center for Environmental and
Regulatory Information Systems

Change Password

Your password has been updated.
Please [Logout](#) to use your new password.

Copyright © Purdue University. All Rights Reserved.